

RSE & PSHE

Long-term plan

Mixed-age

This document may be useful to you if your school has mixed-age classes. It organises our units into a two-year rolling cycle which ensures full coverage of the National Curriculum objectives.

Along with our suggestions for differentiation included in each lesson plan, this document will enable you to support progress between year groups, despite the challenges of mixed-age teaching.

This document is updated regularly to reflect changes to our content. This version was updated on 19.08.22. You can find the most up-to-date version [here](#).

Copyright: While we encourage you to share this document within your school community, please ensure that it is only uploaded to your school website if it is password protected.



Kapow
Primary™

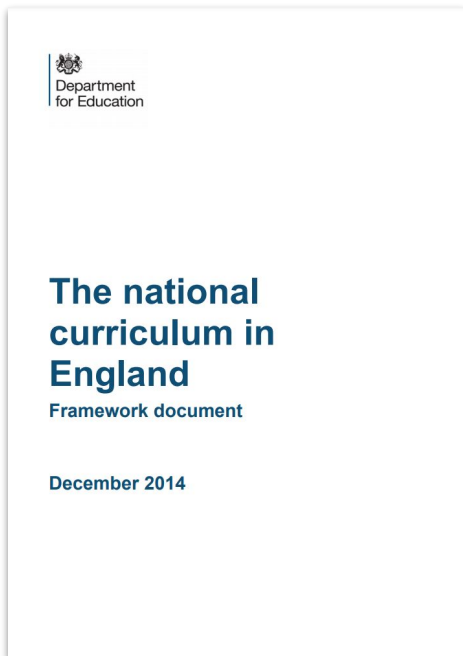
Contents:

How does Kapow Primary help our school to meet the statutory guidance for RSE & PSHE?	3
How is the RSE & PSHE scheme of work organised?	4
Key areas	5
A spiral curriculum	6
Is there any flexibility in the Kapow Primary PSHE & RSE scheme?	6
What about sex education?	7
Short of curriculum time?	8
How Kapow Primary can help with mixed-age teaching	9
How does it work?	10
RSE & PSHE (Mixed-age cycle) Year 1 and 2	11-13
RSE & PSHE (Mixed-age cycle) Year 3 and 4	14-16
RSE & PSHE (Mixed-age cycle) Year 5 and 6	17-19

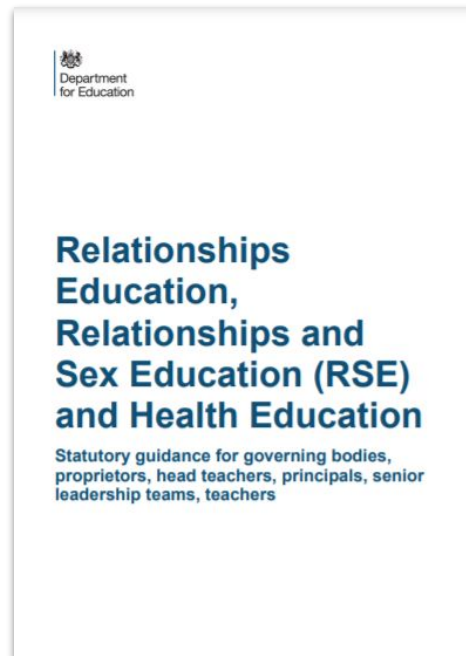
How does Kapow Primary help our school to meet the statutory guidance for RSE & PSHE?

Our scheme of work fulfils the statutory requirements for Relationships and Health Education set out by the Department for Education. It also fulfils the National Curriculum requirement to teach PSHE ('All schools should make provision for personal, social, health and economic education') and goes beyond the statutory requirements by referring to the PSHE Association Programme of Study (recommended by the Department for Education.)

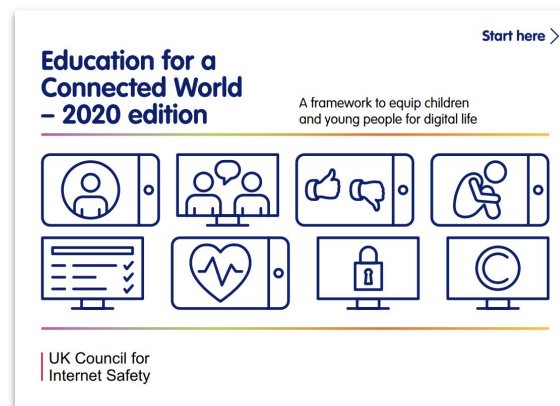
When this RSE & PSHE scheme of work is taught in conjunction with our Computing scheme, it also covers the government's **Education for a Connected World -2020 edition** framework (see our [Education for a Connected World framework mapping](#)).




© Crown copyright 2013



© Crown copyright 2019

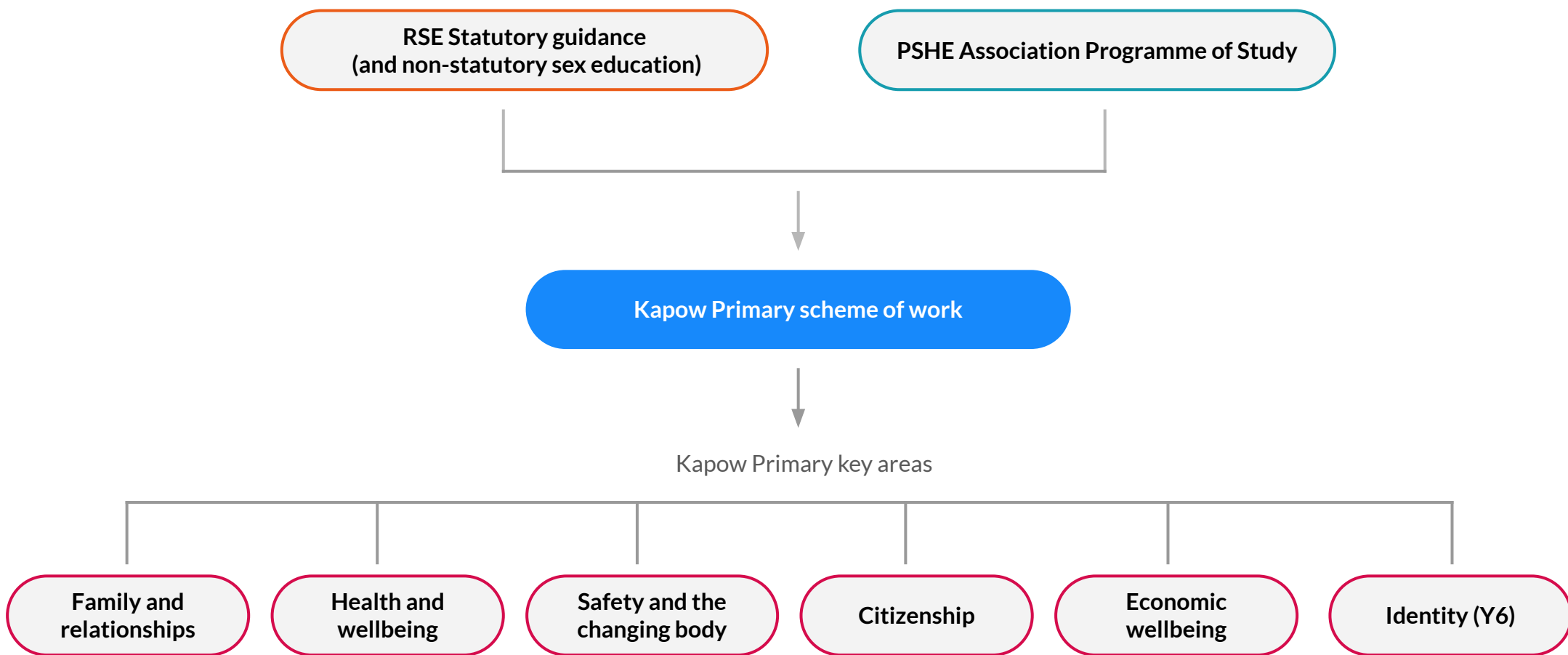


© Crown copyright 2019



© Copyright 2019 PSHE Association
All Rights Reserved.

How is the RSE & PSHE scheme of work organised?



Key areas

We have categorised our lessons into the five key areas below, which we return to in each year group, making pupil's prior and future learning clear and shows how what you are teaching fits into their wider learning journey. Year 6 also have a further key area: Identity.

Family and relationships

Learning how to: form respectful relationships with others, deal with conflict and bullying and the importance of challenging stereotypes.

Health and wellbeing

Learning strategies for looking after their mental and physical health, including: healthy eating, relaxation techniques, sun safety, immunisation facts and the benefits of sleep.

Safety and the changing body

Learning: how to administer first aid in a variety of situations and about safety around medicines, online and road safety and the changes which occur during puberty,

Citizenship

Learning about: human rights and the rights of the child, democracy, diversity and community and protecting the environment.

Economic wellbeing

Learning how to make decisions when it comes to spending, budgeting and saving money and exploring different career choices.

Year 6 only:

Identity

Considering what makes us who we are whilst learning about body image.



A spiral curriculum

Kapow Primary's RSE and PSHE scheme of work has been designed as a spiral curriculum with the following key principles in mind:

- ✓ **Cyclical:** Pupils revisit the five key areas throughout KS1 and KS2.
- ✓ **Increasing depth:** Each time a key area is revisited, it is covered with greater depth and increasing maturity.
- ✓ **Prior knowledge:** Upon returning to each key area, prior knowledge is utilised so pupils can build on previous foundations, rather than starting again.



Is there any flexibility in the Kapow Primary PSHE & RSE scheme?

Our RSE & PSHE scheme of work is organised into units.

Within each most units, lessons should be taught in order as they build upon one another.

Across a single year group, units themselves do not need to be taught in the suggested order, apart from the Introductory lessons which are to be taught at the beginning of the year and the Transition lessons at the end of the year.

The flexibility in the order the units can be taught allows teachers to adapt the planning to suit their class and to cover particular units based on need at any moment in time.

What about sex education?

Sex education is not compulsory in primary schools, beyond what is laid out in the National Curriculum for Science:

- **Year 1:** Identify, name, draw and label the basic parts of the human body and say which part of the body is associated with each sense.
- **Year 2:** Notice that animals, including humans, have offspring which grow into adults
- **Year 5:** Describe the life process of reproduction in some plants and animals; describe the changes as humans develop to old age [They should learn about the changes experienced in puberty.]

The RSE statutory guidance states that:

Where a maintained primary school chooses to teach aspects of sex education (which go beyond the national curriculum for science), the school must set this out in their policy and all schools should consult with parents on what is to be covered. Primary schools that choose to teach sex education must allow parents a right to withdraw their children. Unlike sex education in RSE at secondary, in primary schools, head teachers must comply with a parent's wish to withdraw their child from sex education beyond the national curriculum for science.

The Kapow Primary scheme of work includes **two** Year 6 lessons which parents have the opportunity to withdraw their children from all/part of the lesson: *Safety and the changing body*: [Lesson 5: Conception](#) and [Lesson 6: Pregnancy and birth](#).

We suggest that you consult with parents about the content of these lessons prior to teaching them, to provide them time to consider the content and to withdraw their child if they so wish.

Short of curriculum time?

At Kapow Primary, we understand that curriculum time is always tight in primary schools.

We have created a Condensed curriculum version of our Long term plan to help those schools who want to ensure coverage of the statutory guidance, without dedicating a lesson a week to RSE & PSHE.

Our Condensed curriculum long-term plan abstracts units which cover key skills and knowledge in 20 lessons.

The selected lessons ensure that there is coverage of our five key areas of RSE & PSHE, with a slightly greater emphasis on the areas: Family and relationships, Health and wellbeing and Safety and the changing body as these are the areas where statutory guidance is covered.

This version of our Long term plan could be used if you are teaching RSE & PSHE in a two-week, half termly cycle or are block teaching foundation subjects. It could also be used to relieve pressure on teachers and pupils in terms of the amount of curriculum content.



How Kapow Primary can help with mixed-age teaching

At Kapow Primary, we know the unique challenges that come with working in a mixed-age class: sometimes trying to meet different learning objectives for different year groups and dealing with an even wider range of abilities than you would in a single year group.

For RSE and PSHE, consideration must also be given to the emotional maturity of the children in your class and the appropriate age to introduce topics such as puberty.

Kapow primary have created a mixed-age scheme of work that can help you with all these challenges. We have worked with specialists in RSE and PSHE and in mixed-age teaching to produce a mixed-age scheme aimed at teaching Y1/2, Y3/4, Y5/6.

We have organised our existing content into a two-year cycle, often adding increased differentiation to help you support and extend all pupils, even with the wider-range of abilities that mixed-age teaching brings.

In some areas, though, we felt that it was important that pupils had the opportunity to develop their understanding **each year**, rather than once in a two-year period, so the lessons have been rewritten, with clear guidance, activities, differentiation and assessment information for each year group. In these instances, teachers teach the same lesson each year, but pupils will have a different experience in the lesson depending on whether they are the younger or older cohort.

This means that even with a two-year cycle, you can be reassured that your pupils are progressing year-on-year as they develop in emotional maturity.



How does it work?

Lessons marked with an asterisk (*) appear in both Cycle A and Cycle B. Pupils will be taught the same lesson in both Year 1 and Year 2, but these lessons have been designed so that the pupils will have a different learning experience within the lesson depending on their year group. This includes different learning activities, success criteria, key questions and differentiation and in some cases, different learning objectives.

This ensures that pupils are covering topics appropriate for their emotional maturity and that they are progressing year-on-year, rather than over the two-year period.

Those lessons without an asterisk only appear once within the two-year cycle and we suggest that you use our enhanced 'Differentiation' section to support you in meeting the needs of your class.

Lessons in **red** should ideally be taught to individual year groups in separate spaces. This is due to the nature of the content. Those lessons which are underlined denote those which parents have the right to withdraw their child from all/part of the lesson.



	Families and relationships		Health and wellbeing	
	Cycle A	Cycle B	Cycle A	Cycle B
1	Introduction: Setting ground rules for RSE & PSHE lessons*	Introduction: Setting ground rules for RSE & PSHE lessons*	Understanding my feelings*	Understanding my feelings*
2	Family*	Family*	Relaxation - laughter and progressive muscle relaxation	Steps to success
3	Friendships*	Friendships*	What am I like?	Developing a growth mindset
4	Families are all different	Other people's feelings	Ready for bed?	Being active
5	Other people's feelings	Getting along with others*	Hand washing and personal hygiene	Relaxation: breathing exercises
6	Getting along with others*	Friendship problems*	Sun safety	Healthy diet
7	Friendship problems*	Gender stereotypes*	Allergies	Looking after our teeth
8	Gender stereotypes*	Change and loss	People who help us stay healthy	

	Safety and the changing body		Citizenship	
	Cycle A	Cycle B	Cycle A	Cycle B
1	Communicating with adults*	Communicating with adults*	Rules*	Rules*
2	People who help to keep us safe in our local community	Road safety*	Similar, yet different *	Similar, yet different *
3	Road safety*	Safety at home	Belonging	Caring for others: Animals
4	Safety with medicines*	Safety with medicines*	Job roles in the community	The needs of others
5	Making a call to the emergency services	What to do if I get lost	Our school environment	Democratic decisions
6	The difference between secrets and surprises	The internet	Our local environment	School council
7	Appropriate contact*	Appropriate contact*		Giving my opinion
8	My private parts are private*	My private parts are private*		

Economic Wellbeing		
	<u>Cycle A</u>	<u>Cycle B</u>
1	Money*	Money*
2	Needs and wants*	Needs and wants*
3	Looking after money	Saving and spending
4	Banks and building societies*	Banks and building societies*
5	Jobs*	Jobs*
Transition		
	<u>Cycle A</u>	<u>Cycle B</u>
1	Transition lesson*	Transition lesson*

	Families and relationships		Health and wellbeing	
	Cycle A	Cycle B	Cycle A	Cycle B
1	Introductory lesson: Setting ground rules and signposting*	Introductory lesson: Setting ground rules and signposting*	My healthy diary	My healthy diary
2	Friendship issues and bullying*	Friendship issues and bullying*	Diet and dental health	Looking after our teeth
3	The effects of bullying and the responsibility of the bystander	Healthy families	Relaxation - stretches	Relaxation - visualisation
4	Stereotyping - Gender*	Stereotyping - Gender*	Wonderful me	Meaning and purpose - my role
5	Stereotyping - Age/disability*	Stereotyping - Age/disability*	My superpowers	Resilience: breaking down problems
6	Healthy friendships - boundaries	How my behaviour affects others	Celebrating mistakes	Emotions
7	Learning who to trust	Effective communication to support relationships	My happiness	Mental health
8	Respecting differences*	Respect and manners		
9	Change and loss - bereavement*	Respecting differences		

Safety and the changing body		Citizenship	
	<u>Cycle A</u>	<u>Cycle B</u>	
	<u>Cycle A</u>	<u>Cycle B</u>	<u>Cycle B</u>
1	Be kind online	Fake emails	Recycling / reusing*
2	Cyberbullying	Internet safety: age restrictions	Local community buildings and groups*
3	Share aware	Consuming information online	Local council and democracy*
4	Privacy and secrecy	Tobacco	Rules
5	First Aid: Bites and stings	First Aid: asthma	Rights of the child*
6	Choices and influences*	Choices and influences*	Human rights
7	Year 3: First Aid: Emergencies and calling for help Year 4: Introducing puberty	Year 3: First Aid: Emergencies and calling for help Year 4: Introducing puberty	
8	Year 3: Road safety Year 4: Growing up	Year 3: Road safety Year 4: Growing up	

Economic Wellbeing		
	<u>Cycle A</u>	<u>Cycle B</u>
1	Spending choices*	Spending choices*
2	Budgeting*	Budgeting*
3	Money and emotions *	Money and emotions *
4	Jobs and careers*	Jobs and careers*
5	Gender and careers	Jobs for me
Transition		
	<u>Cycle A</u>	<u>Cycle B</u>
1	Coping strategies*	Coping strategies*

	Families and relationships		Health and wellbeing	
	<u>Cycle A</u>	<u>Cycle B</u>	<u>Cycle A</u>	<u>Cycle B</u>
1	Introduction lesson: Setting rules and signposting*	Introduction lesson: Setting rules and signposting*	Relaxation - yoga	Relaxation - mindfulness
2	Build a friend - what makes a good friend	Friendship skills	The importance of rest	What can I be?
3	Respect*	Respect*	Embracing failure	Taking responsibility for my health
4	Respecting myself	Resolving conflict	Going for goals	The impact of technology on health
5	Marriage	Family life	Taking responsibility for my feelings	Resilience toolbox
6	Bullying	Stereotyping	Healthy meals	Immunisation
7	Stereotyping	Challenging stereotypes	Sun safety	Physical health concerns
8	Challenging stereotypes	Change and loss		Good and bad habits

	Safety and the changing body		Citizenship	
	<u>Cycle A</u>	<u>Cycle B</u>	<u>Cycle A</u>	<u>Cycle B</u>
1	Online friendships	Critical digital consumers	Breaking the law	Pressure groups
2	Staying safe online	Social media	Prejudice and discrimination	Valuing diversity
3	First Aid: Choking	First Aid: Bleeding	Protecting the planet	Food choices and the environment
4	Alcohol	First Aid: Basic life support	Contributing to the community	Caring for others
5	Drugs, alcohol and tobacco: Influences	Year 5: Puberty Year 6: Physical and emotional changes of puberty	Rights and responsibilities*	Rights and responsibilities*
6	Year 5: Puberty Year 6: Physical and emotional changes of puberty	Year 5: Menstruation <u>Year 6: Conception</u>	Parliament and national democracy*	Parliament and national democracy*
7	Year 5: Menstruation <u>Year 6: Conception</u>	Year 5: Emotional changes in puberty <u>Year 6: Pregnancy and birth</u>		
8	Year 5: Emotional changes in puberty <u>Year 6: Pregnancy and birth</u>			

Economic wellbeing		
	<u>Cycle A</u>	<u>Cycle B</u>
1	Borrowing	Attitudes to money
2	Income and expenditure	Keeping money safe
3	Prioritising spending	Stereotypes in the workplace
4	Risks with money	Gambling
5	Careers*	Careers*
Identity		
	<u>Cycle A</u>	<u>Cycle B</u>
1	Year 6: What is identity?	Year 6: What is identity?
2	Year 6: Identity and body image	Year 6: Identity and body image
Transition lesson		
	<u>Cycle A</u>	<u>Cycle B</u>
1	Roles and responsibilities*	Roles and responsibilities*

This page shows recent updates that have been made to this document.

Date	Update
26.07.22	Links corrected, Identity lesson removed to reflect website content.
19.08.22	Name change of two Y3/4 lessons p.15